

Fibre Connectivity – LC Adaptors

Atg offers a wide variety of adaptor configuration for meeting almost any application. Patching, attaching the two connectors together in perfect alignment condition, is always the critical part of the network. Couplers, hybrid adaptors, or male to female type adaptors or bare fiber adaptor are available from us.

LC is one of the most popular type fiber interface in the market. Standard simplex, duplex and quad types with different colours and materials can be found from Lightem. The shutter option is an excellent design for dust proof protection for unused port. Quality sleeve is used as the core part at the adaptor for providing a precise alignment. Use the chart below to select the most appropriate type for your application.



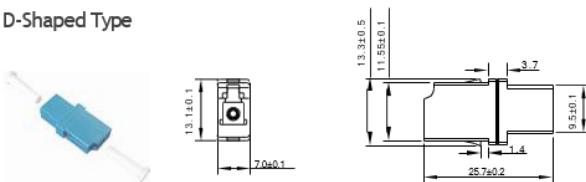
Features

- Premium quality sleeve with precise alignment
- Low insertion loss
- Very broad variety of choices, from D type, flange type, simplex and duplex Small form factor (size)
- Fully in compliance with IEC/PAS 61754-20 LC type connector specifications Snap/latch mounting mechanism

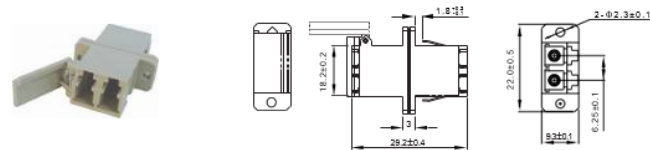
Specifications

Item	Parameter
Insertion Loss	≤0.2 dB
Durability	0.2 dB Max
Withdrawal Force (g/f)	200 ~ 600
Operating Temperature	-40°C ~ +85°C
Standard	Compliant with JISC5974, Bellcore GR-326, IEC61754-4, TIA / EIA 568B, IEC60874-10, Telcordia, JIS compliance
Type	Simplex, Duplex, RJ-45 footprint and Quad

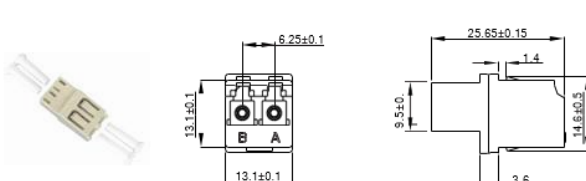
D-Shaped Type



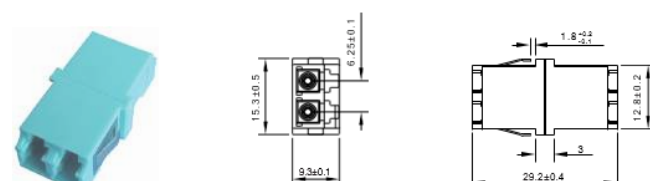
Footprint Duplex Metal Type



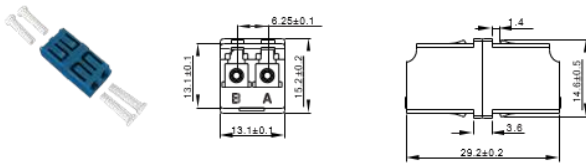
RJ45 Duplex Plastic Type



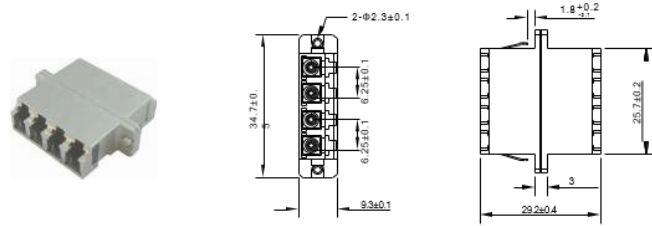
Duplex Plastic without Flange Type



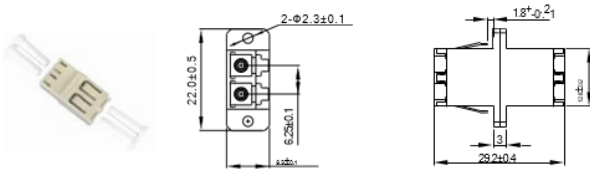
RJ45 Plastic (senior-senior) Type



Quad Metal Type



Duplex Plastic Type (SC footprint)



Quad Plastic without Flange Type

