

Corelink Fixed Fibre Patch tray

The CoreLink Plus Fibre Patch Tray offers a simple yet effective patch panel for the housing of pre-terminated cable assemblies and patch leads.

This CoreLink Plus patch panel offers an open back design and a convenient modular design to suit a wide range of cable types and connector variants. This patch panel is particularly suitable for the running of indoor riser cables with terminated ends.

Applications



- Patching of pre-terminated backbone fibre assemblies
- Housing of high fibre count factory terminated leads
- Telecommunications networks - particularly exchange or data centre applications



Features & Benefits
















- Rugged powdercoated steel construction ensures product durability
- Large cable entry openings allow for the housing of a range of cable constructions
- Easy tie down points on enclosure base and rear offer quick securing and implementation of fibre networks
- Screenprinted panels and enclosure facia offer excellent port labelling & identification
- Range of panel and faceplate options to suit a broad variety of fibre types and adapter styles
- Compact size offers excellent versatility even in shallow cabinets and racks
- S009:2013 compliant laser warning badge on all enclosures

Technical Specifications

Part Number	FX-1RU-2P-FT
Description	CoreLink Plus 1RU 2 Panel Fibre Patch Tray
Size WxDxD (mm)	485 x 44 x 200
Weight unit (kg)	2.7
Adapter panel capacity	2 Flat or Angled
Port capacity (fibre count)	24 SC,SCD, ST, FC / 48 LCD, LCQ
Splice capacity (double stacked)	Not applicable
High density faceplate options	Not applicable
Cable entry ports	5 large rear openings with multiple tie down points
Material and colour	Charcoal grey powdercoated - Rugged 1.2 & 1.6mm steel construction
Standard unloaded enclosure	 
Standard accessories	Each rack mount enclosure comes packaged with: 4x Cage nuts, screws and washers, velcro length, 4 cable ties & a laser bubble badge
Optional accessories	All fibre patch trays can be purchased as an assembled loaded enclosure with the following inclusions: Patch plates & through adapters. See adapter panels chart for further details on available patch plates. Contact atg for a quote on any loaded enclosure enquiries.
CLP-1RU-COV	1RU Front Cable Management and Labelling Cover - Hinged Magnetic Latching



CoreLink Plus Adapter Panels

Part Number	Description	
Blank Panels		
FPP-BLANK	Blank Panel	
SC /LCD /MTRJ Panels		
FPP-SC06-FL	6 Port SC/LCD flat panel - printed 1-6 (7-12 on rear)	
FPP-SC12-FL	12 Port SC/LCD flat panel - printed 1, 12 (13, 24 on rear)	
FPP-SC06-AL	6 Port SC/LCD angled left panel - printed 1, 6	
FPP-SC06-AR	6 Port SC/LCD angled right panel - printed 1, 6	
FPP-SC12-AL	12 Port SC/LCD angled left panel - printed 1, 12	
FPP-SC12-AR	12 Port SC/LCD angled right panel - printed 1, 12	
SCD /LCQ Panels		
FPP-SCD06-FL	6 Port SCD/LCQ flat panel - printed 1, 12 (13, 24 on rear)	
FPP-SCD06-AL	6 Port SCD/LCQ angled left panel - printed 1, 12	
FPP-SCD06-AR	6 Port SCD/LCQ angled right panel - printed 1, 12	
ST /FC Panels		
FPP-ST06-FL	6 Port ST/FC flat panel - printed 1-6 (7-12 on rear)	
FPP-ST12-FL	12 Port ST/FC flat panel - printed 1, 12 (13, 24 on rear)	
FPP-ST06-AL	6 Port ST/FC angled left panel - printed 1, 6	
FPP-ST06-AR	6 Port ST/FC angled right panel - printed 1, 6	
FPP-ST12-AL	12 Port ST/FC angled left panel - printed 1, 12	
FPP-ST12-AR	12 Port ST/FC angled right panel - printed 1, 12	